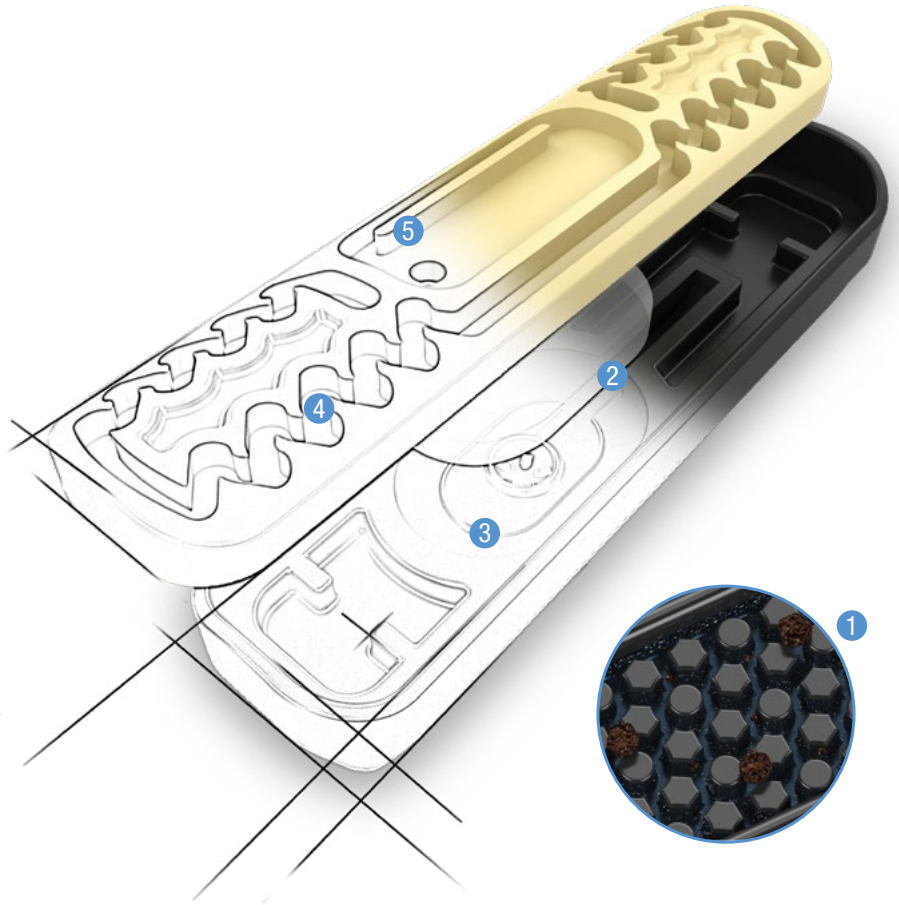


# AZUD PREMIER PC

More precision for your crop.

- 1 Protection H.E.X**  
Exclusive triple 3D filtration system.
- 2 Uniformity SILITEC**  
Pharmaceutical technology on the dripper's heart, the membrane.
- 3 Durability ELIPSIS**  
The best ally to the emitter's heart.
- 4 Anti-clogging DS TECHNOLOGY**  
The patented security.
- 5 Anti-Roots PIR**  
Experience against the root intrusion.

**DS**Technology  
Anti-clogging efficiency  
Eficacia antiobturante



## What it is

AZUD PREMIER is the greatest precision dripline on the market, that complies with ISO 9261 specifications, that guarantees the uniform crop growth under any type of terrain, using fewer resource and totally respectful with the environment.

Its self-compensating technology presents itself as the best solution for precision drip irrigation, since it guarantee the flow uniformity throughout the installation.



## Applications

- Drip irrigation on uneven terrain.
- Irrigation of ecologic production crops.
- Irrigation of high-value crops.

## Advantages

- **Drippers always protected:**  
Self-cleaning H.E.X. filtration system, for a surface and in-depth solid particles retention.
- **Greatest performance & lifespan in your system:**  
The ELIPSIS chamber is a specific housing where the membrane is placed, in order to guarantee its maximum performance.
- **Uniform discharge rate guaranteed along the crop lifecycle:**  
The elliptical-shaped injected membrane is free-of-movement and dynamic, which guarantees a precision, reliable and durable pressure-compensated operation.
- **Maximum strength against clogging, certified:**  
The self-cleaning labyrinth DS Technology is made up by elliptical cavities that prevent solid particles deposits.
- **Higher protection against root intrusion:**  
The PIR system consist on a combination of both experience physical protections that hinder the root intrusion.





AZUD PREMIER PC		AZUD PREMIER PC 16						AZUD PREMIER PC 20					
Model		1L	1.6L	2L	2.3L	3L	3.5L	1L	1.6L	2L	2.3L	3L	3.5L
Nominal flow	l/h   gph	1.00   0.24	1.60   0.42	2.00   0.53	2.30   0.61	3.00   0.79	3.50   0.92	1.00   0.24	1.60   0.42	2.00   0.53	2.30   0.61	3.00   0.79	3.50   0.92
Inner diameter	mm   in	13.9   0.55						17.5   0.69					
Nominal thickness AZUD PREMIER	mm   mil	0.9   35		1.0   39		1.1   43		1.1   43					
Nominal thickness AZUD PREMIER RD	mm   mil	1.1   43			1.2   47			1.1   43			1.2   47		
Maximum pressure	bar   psi	4.0   58						4.0   58					

ISO 9261

Model AZUD PREMIER PC		Discharge equation AZUD PREMIER $q = K \cdot h^x$		Pressure compensated	
Model		q (l/h) - h (mca)	q (gph) - h (psi)	bar	psi
AZUD PREMIER PC	1L	$q = 1.00 \cdot h^0$	$q = 0.26 \cdot h^0$	0.5 - 4.0	7 - 58 psi
AZUD PREMIER PC	1.6L	$q = 1.60 \cdot h^0$	$q = 0.42 \cdot h^0$	0.5 - 4.0	7 - 58 psi
AZUD PREMIER PC	2L	$q = 2.00 \cdot h^0$	$q = 0.53 \cdot h^0$	0.5 - 4.0	7 - 58 psi
AZUD PREMIER PC	2.3L	$q = 2.30 \cdot h^0$	$q = 0.61 \cdot h^0$	0.5 - 4.0	7 - 58 psi
AZUD PREMIER PC	3L	$q = 3.00 \cdot h^0$	$q = 0.79 \cdot h^0$	0.5 - 4.0	7 - 58 psi
AZUD PREMIER PC	3.5L	$q = 3.50 \cdot h^0$	$q = 0.92 \cdot h^0$	0.5 - 4.0	7 - 58 psi

Model AZUD PREMIER PC								
Nominal diameter		Wall thickness		Standard length of coil		Coils per container HC 40 ft		Coils per truck 81 m <sup>3</sup>
(mm)	(in)	(mm)	(mil)	(m)	(feet)	Spacing between emitters		
						< 0.40 m	≥ 0.40 m	
16	0.630	0.90	35	500	1640	384	384	432
16	0.630	1.00	39	500	1640	384	384	432
16	0.630	1.10	43	500	1640	360	360	432
20	0.787	1.10	43	300	984	405	432	486

Model AZUD PREMIER PC RD							
Nominal diameter		Wall thickness		Standard length of coil		Coils per container HC 40 ft	Coils per truck 81 m <sup>3</sup>
(mm)	(in)	(mm)	(mil)	(m)	(feet)		
16	0.630	1.10	43	400	1312	384	432
16	0.630	1.20	47	400	1312	384	432
20	0.787	1.10	43	250	820	384	432
20	0.787	1.20	47	250	820	384	432

SAFETY FITTINGS				
	STRAIGHT CONNECTOR	PVC OFFTAKE CONNECTOR WITH GROMMET	DIPLINE VALVE	TEE - CONNECTOR

WE ONLY RECOMMEND ACCESSORIES OFFICIALLY AUTHORISED BY AZUD, CHECK AZUD FIT RANGE

SISTEMA AZUD, S.A. reserves the right to change the characteristics of these products without prior notice.

**MAXIMUM DRIPLINE LENGTH AT DIFFERENT INLET PRESSURES**

**AZUD PREMIER PC 16 / 1L - 1.00 l/h**

Inlet pressure		Spacing between emitters*																					
		0.20 m 8"		0.25 m 10"		0.30 m 12"		0.33 m 13"		0.40 m 16"		0.50 m 20"		0.60 m 24"		0.75 m 30"		1.00 m 39"		1.25 m 49"		1.50 m 59"	
bar	psi	m	feet	m	feet	m	feet	m	feet	m	feet	m	feet	m	feet	m	feet	m	feet	m	feet	m	feet
1	14.5	71	233	87	285	102	335	111	364	132	433	159	522	186	610	224	735	281	922	334	1096	384	1260
2	29	102	335	126	413	148	486	162	531	192	630	232	761	272	892	327	1073	413	1355	493	1617	566	1857
3	43.5	121	397	149	489	176	577	192	630	228	748	276	906	323	1060	390	1280	493	1617	588	1929	677	2221
4	58	136	446	167	548	197	646	215	705	255	837	310	1017	363	1191	438	1437	553	1814	660	2165	761	2497

**AZUD PREMIER PC 16 / 1.6L - 1.60 l/h**

Inlet pressure		Spacing between emitters*																					
		0.20 m 8"		0.25 m 10"		0.30 m 12"		0.33 m 13"		0.40 m 16"		0.50 m 20"		0.60 m 24"		0.75 m 30"		1.00 m 39"		1.25 m 49"		1.50 m 59"	
bar	psi	m	feet	m	feet	m	feet	m	feet	m	feet	m	feet	m	feet	m	feet	m	feet	m	feet	m	feet
1	14.5	52	171	64	210	75	246	82	269	97	318	117	384	137	449	165	541	208	682	248	814	284	932
2	29	75	246	92	302	109	358	119	390	141	463	171	561	200	656	241	791	304	997	363	1191	419	1375
3	43.5	89	292	109	358	129	423	141	463	167	548	203	666	238	781	287	942	363	1191	434	1424	500	1640
4	58	100	328	123	404	145	476	158	518	187	614	228	748	267	876	322	1056	407	1335	487	1598	561	1841

**AZUD PREMIER PC 16 / 2L - 2.00 l/h**

Inlet pressure		Spacing between emitters*																					
		0.20 m 8"		0.25 m 10"		0.30 m 12"		0.33 m 13"		0.40 m 16"		0.50 m 20"		0.60 m 24"		0.75 m 30"		1.00 m 39"		1.25 m 49"		1.50 m 59"	
bar	psi	m	feet	m	feet	m	feet	m	feet	m	feet	m	feet	m	feet	m	feet	m	feet	m	feet	m	feet
1	14.5	45	148	55	180	65	213	71	233	84	276	102	335	119	390	143	469	180	591	214	702	246	807
2	29	65	213	80	262	94	308	102	335	122	400	148	486	173	568	208	682	263	863	314	1030	362	1188
3	43.5	77	253	95	312	112	367	122	400	144	472	176	577	206	676	248	814	314	1030	375	1230	432	1417
4	58	86	282	106	348	125	410	122	400	162	531	197	646	230	755	279	915	352	1155	422	1385	486	1594

**AZUD PREMIER PC 16 / 2.3L - 2.30 l/h**

Inlet pressure		Spacing between emitters*																					
		0.20 m 8"		0.25 m 10"		0.30 m 12"		0.33 m 13"		0.40 m 16"		0.50 m 20"		0.60 m 24"		0.75 m 30"		1.00 m 39"		1.25 m 49"		1.50 m 59"	
bar	psi	m	feet	m	feet	m	feet	m	feet	m	feet	m	feet	m	feet	m	feet	m	feet	m	feet	m	feet
1	14.5	41	135	50	164	59	194	65	213	76	249	93	305	108	354	131	430	164	538	197	646	225	738
2	29	59	194	73	240	86	282	94	308	111	364	135	443	158	518	190	623	240	787	287	942	330	1083
3	43.5	70	230	86	282	102	335	111	364	132	433	160	525	188	617	226	741	286	938	343	1125	395	1296
4	58	79	259	97	318	114	374	124	407	148	486	180	591	210	689	254	833	321	1053	384	1260	443	1453

**AZUD PREMIER PC 16 / 3L - 3.00 l/h**

Inlet pressure		Spacing between emitters*																					
		0.20 m 8"		0.25 m 10"		0.30 m 12"		0.33 m 13"		0.40 m 16"		0.50 m 20"		0.60 m 24"		0.75 m 30"		1.00 m 39"		1.25 m 49"		1.50 m 59"	
bar	psi	m	feet	m	feet	m	feet	m	feet	m	feet	m	feet	m	feet	m	feet	m	feet	m	feet	m	feet
1	14.5	35	115	42	138	50	164	54	177	64	210	78	256	91	299	110	361	138	453	165	541	191	627
2	29	50	164	61	200	72	236	79	259	93	305	113	371	132	433	160	525	202	663	242	794	279	915
3	43.5	59	194	72	236	86	282	93	305	111	364	135	443	158	518	190	623	241	791	288	945	332	1089
4	58	66	217	81	266	96	315	104	341	124	407	151	495	177	581	213	699	270	886	324	1063	374	1227

**AZUD PREMIER PC 16 / 3.5L - 3.50 l/h**

Inlet pressure		Spacing between emitters*																					
		0.20 m 8"		0.25 m 10"		0.30 m 12"		0.33 m 13"		0.40 m 16"		0.50 m 20"		0.60 m 24"		0.75 m 30"		1.00 m 39"		1.25 m 49"		1.50 m 59"	
bar	psi	m	feet	m	feet	m	feet	m	feet	m	feet	m	feet	m	feet	m	feet	m	feet	m	feet	m	feet
1	14.5	31	102	38	125	45	148	49	161	58	190	71	233	83	272	99	325	125	410	150	492	173	568
2	29	45	148	55	180	65	213	71	233	84	276	102	335	120	394	144	472	183	600	219	719	252	827
3	43.5	53	174	65	213	78	256	84	276	100	328	122	400	143	469	172	564	218	715	260	853	300	984
4	58	60	197	73	240	87	285	95	312	112	367	136	446	160	525	193	633	245	804	293	961	338	1109

Thickness: 0.9 mm | 35 mil - 1.0 mm | 39mil - 1.1 mm | 43 mil - 1.2 mm | 47 mil

Øi: 13.9 mm | 0.55 in

\* Slope: 0%

\* Minimum pressure in the last dripper of the lateral: 0.5 bar / 7 psi.

It is recommended to design the installation with lateral lengths shorter than 800 meter / 2.625 feet.

For other lateral length please, check AZIS, our software of hydraulic calculation in [www.azud.com](http://www.azud.com)

SISTEMA AZUD, S.A reserves the right to change the characteristics of these products without prior notice.

**MAXIMUM DRIPLINE LENGTH AT DIFFERENT INLET PRESSURES**

**AZUD PREMIER PC 20 / 1L - 1.00 l/h**

Inlet pressure		Spacing between emitters*																					
bar	psi	0.20 m 8"		0.25 m 10"		0.30 m 12"		0.33 m 13"		0.40 m 16"		0.50 m 20"		0.60 m 24"		0.75 m 30"		1.00 m 39"		1.25 m 49"		1.50 m 59"	
		m	feet	m	feet	m	feet	m	feet	m	feet	m	feet	m	feet	m	feet	m	feet	m	feet	m	feet
1	14.5	135	443	163	535	189	620	204	669	237	778	281	922	323	1060	381	1250	468	1535	547	1795	620	2034
2	29	197	646	237	778	276	906	298	978	347	1138	413	1355	474	1555	560	1837	689	2260	808	2651	917	3009
3	43.5	234	768	283	928	329	1079	355	1165	414	1358	493	1617	567	1860	669	2195	825	2707	968	3176	1098	3602
4	58	263	863	317	1040	369	1211	399	1309	465	1526	554	1818	637	2090	753	2470	928	3045	1089	3573	1238	4062

**AZUD PREMIER PC 20 / 1.6L - 1.60 l/h**

Inlet pressure		Spacing between emitters*																					
bar	psi	0.20 m 8"		0.25 m 10"		0.30 m 12"		0.33 m 13"		0.40 m 16"		0.50 m 20"		0.60 m 24"		0.75 m 30"		1.00 m 39"		1.25 m 49"		1.50 m 59"	
		m	feet	m	feet	m	feet	m	feet	m	feet	m	feet	m	feet	m	feet	m	feet	m	feet	m	feet
1	14.5	93	305	120	394	139	456	150	492	175	574	208	682	239	784	282	925	346	1135	405	1329	459	1506
2	29	145	476	175	574	203	666	220	722	256	840	304	997	350	1148	413	1355	509	1670	597	1959	678	2224
3	43.5	172	564	208	682	242	794	262	860	305	1001	363	1191	417	1368	494	1621	609	1998	714	2343	812	2664
4	58	193	633	233	764	272	892	294	965	342	1122	408	1339	470	1542	555	1821	685	2247	804	2638	914	2999

**AZUD PREMIER PC 20 / 2L - 2.00 l/h**

Inlet pressure		Spacing between emitters*																					
bar	psi	0.20 m 8"		0.25 m 10"		0.30 m 12"		0.33 m 13"		0.40 m 16"		0.50 m 20"		0.60 m 24"		0.75 m 30"		1.00 m 39"		1.25 m 49"		1.50 m 59"	
		m	feet	m	feet	m	feet	m	feet	m	feet	m	feet	m	feet	m	feet	m	feet	m	feet	m	feet
1	14.5	87	285	104	341	120	394	130	427	151	495	207	679	207	679	243	797	299	981	352	1155	398	1306
2	29	125	410	151	495	176	577	190	623	221	725	263	863	303	994	357	1171	441	1447	517	1696	587	1926
3	43.5	149	489	180	591	209	686	226	741	264	866	314	1030	362	1188	427	1401	527	1729	619	2031	704	2310
4	58	167	548	202	663	235	771	254	833	296	971	353	1158	406	1332	480	1575	593	1946	697	2287	791	2595

**AZUD PREMIER PC 20 / 2.3L - 2.30 l/h**

Inlet pressure		Spacing between emitters*																					
bar	psi	0.20 m 8"		0.25 m 10"		0.30 m 12"		0.33 m 13"		0.40 m 16"		0.50 m 20"		0.60 m 24"		0.75 m 30"		1.00 m 39"		1.25 m 49"		1.50 m 59"	
		m	feet	m	feet	m	feet	m	feet	m	feet	m	feet	m	feet	m	feet	m	feet	m	feet	m	feet
1	14.5	79	259	95	312	110	361	119	390	138	453	164	538	189	620	222	728	274	899	320	1050	365	1198
2	29	114	374	138	453	160	525	173	568	202	663	240	787	276	906	327	1073	403	1322	473	1552	537	1762
3	43.5	136	446	164	538	191	627	206	676	241	791	287	942	330	1083	390	1280	482	1581	565	1854	642	2106
4	58	152	499	184	604	214	702	232	761	270	886	322	1056	371	1217	439	1440	542	1778	637	2090	723	2372

**AZUD PREMIER PC 20 / 3L - 3.00 l/h**

Inlet pressure		Spacing between emitters*																					
bar	psi	0.20 m 8"		0.25 m 10"		0.30 m 12"		0.33 m 13"		0.40 m 16"		0.50 m 20"		0.60 m 24"		0.75 m 30"		1.00 m 39"		1.25 m 49"		1.50 m 59"	
		m	feet	m	feet	m	feet	m	feet	m	feet	m	feet	m	feet	m	feet	m	feet	m	feet	m	feet
1	14.5	66	217	80	262	93	305	100	328	116	381	138	453	159	522	188	617	231	758	270	886	308	1010
2	29	96	315	116	381	135	443	146	479	170	558	202	663	233	764	275	902	340	1115	398	1306	453	1486
3	43.5	114	374	138	453	161	528	174	571	203	666	241	791	278	912	329	1079	406	1332	477	1565	542	1778
4	58	128	420	155	509	180	591	195	640	228	748	271	889	312	1024	369	1211	456	1496	535	1755	609	1998

**AZUD PREMIER PC 20 / 3.5L - 3.50 l/h**

Inlet pressure		Spacing between emitters*																					
bar	psi	0.20 m 8"		0.25 m 10"		0.30 m 12"		0.33 m 13"		0.40 m 16"		0.50 m 20"		0.60 m 24"		0.75 m 30"		1.00 m 39"		1.25 m 49"		1.50 m 59"	
		m	feet	m	feet	m	feet	m	feet	m	feet	m	feet	m	feet	m	feet	m	feet	m	feet	m	feet
1	14.5	60	197	72	236	84	276	91	299	105	344	125	410	144	472	170	558	209	686	245	804	278	912
2	29	87	285	105	344	122	400	132	433	154	505	183	600	210	689	249	817	307	1007	360	1181	410	1345
3	43.5	103	338	125	410	145	476	157	515	183	600	218	715	251	823	297	974	367	1204	432	1417	491	1611
4	58	116	381	140	459	163	535	176	577	206	676	245	804	282	925	334	1096	413	1355	485	1591	552	1811

Thickness: 1.1 mm | 43 mil | 2.2 mm | 47 mil  
 Øi: 17.5 mm | 0.69 in

\* Slope: 0%

\* Minimum pressure in the last dripper of the lateral: 0.5 bar / 7 psi.

It is recommended to design the installation with lateral lengths shorter than 800 meter / 2.625 feet.

For other lateral length please, check AZIS, our software of hydraulic calculation in [www.azud.com](http://www.azud.com)



**SISTEMA AZUD, S.A.**  
 Avda. de las Américas P. 6/6 - Pol. Ind. Oeste  
 30820 ALCANTARILLA - MURCIA - SPAIN

✉  
 Apdo. 147 • 30169 SAN GINÉS - MURCIA - SPAIN  
 Tel.: +34 968 808402 • Fax: +34 968 808302  
 For further information visit our website [azud.com](http://www.azud.com)

SISTEMA AZUD, S.A. reserves the right to change the characteristics of these products without prior notice.