

AZUD LUXON

AZUD LUXON MFH

Automatic hydraulic screen filters suitable for all applications, and available in a wide range of micron sizes, all with the same high quality guarantee of AZUD.



ADVANTAGES

- ✓ **Energy Efficient:** The consumption of water in the flushing cycle is minimal.
- ✓ **Wide selection of screens:** Filtration degrees 80, 100, 125, 200, 300, 500 and 1000 micron.
- ✓ **Versatility:** Inlet/Outlet from 4" to 12" // 100-300 mm.
- ✓ **Resistance:** Temperatures to 60 °C (140 °F).
- ✓ **Large screen area:** Up to 12000 cm² (1860 in²).
- ✓ **Resistant material:** The screen is manufactured in high quality stainless steel.
- ✓ **Low maintenance:** The lid with hinge reduces the labours when opening the filter.
- ✓ **Time saving:** The filtration process and the flushing cycle occur simultaneously.
- ✓ **Easy installation:** The filters are delivered to be installed.

TECHNOLOGY


AZUD LUXON filters continue to supply filtered water without interruption during the flushing cycle.

The water flows through the inlet (1) and enters through the pre-filter (2) to the inside of the filter element.

The water then passes through the screen (3), and the particles are retained on the inside of the filter element (screen). The filtered water then flows out through the outlet (4).

When the pressure differential from inlet to outlet of the filter reaches the pre-selected level the flushing cycle starts. A hydraulic valve opens in the drain port, which initiates suction in the inner nozzles (5). This, along with the helical movement up and down the screen sucks the captured particles into the waste flow, and this is expelled out the drain port. (6)

The length of the flush cycle is pre-determined by the control unit. When the cycle is complete the flush valve closes and the flushing ends. The flushing process uses a minimal amount of water.



AZUD LUXON

AZUD LUXON MFH

Model	DN CONNECTION				Filtration Surface	
	Inlet - Outlet Flange		Drainage Female - Thread			
	"	mm	"	mm	cm ²	in ²
AZUD LUXON MFH 2400 M/4	4"	100	2"	50	2400	370
AZUD LUXON MFH 4800 M/4	4"	100	2"	50	4800	745
AZUD LUXON MFH 4800 M/6	6"	150	2"	50	4800	745
AZUD LUXON MFH 7200 M/6	6"	150	2"	50	7200	1115
AZUD LUXON MFH 7200 M/8	8"	200	2"	50	7200	1115
AZUD LUXON MFH 9600 M/8	8"	200	2"	50	9600	1490
AZUD LUXON MFH 9600 M/10	10"	250	2"	50	9600	1490
AZUD LUXON MFH 12000 M/10	10"	250	2"	50	12000	1860
AZUD LUXON MFH 12000 M/12	12"	300	2"	50	12000	1860

All models are with DIN 2576 flange connections.
Ask for the rest of configurations in www.azud.com
Includes a prefilter with a 6 mm pitch.

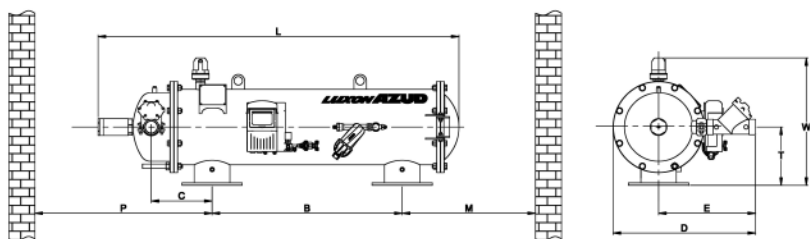
MATERIALS OF CONSTRUCTION

Housing-Lid	Epoxy polyester coated carbon steel (S-235-JR)
Filtration Element	SS AISI 316L screen - molded PP support structure
Cleaning Mechanism	Stainless Steel AISI-304
Seals	NBR
Drainage Valve	Reinforced polyamide
Air release valve	1" BSP Triple effect. Reinforced polyamide

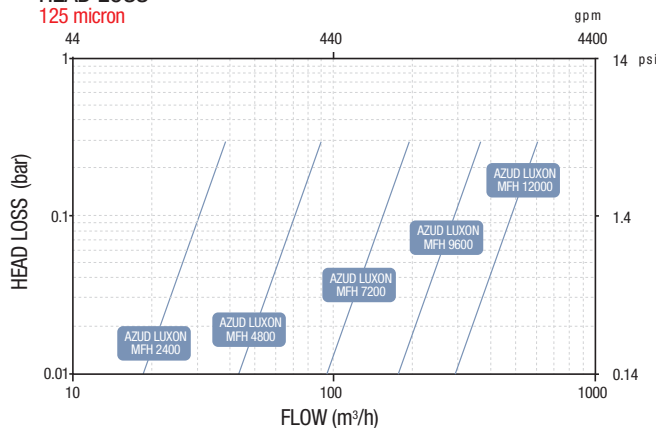
Battery or 220 V AC control unit included.
Max. Pressure 10 bar / 145 psi • Min. Pressure 2.5 bar / 36.3 psi
Max. Temperature 60 °C / 140 °F
5<pH<9

Model	CONNECTION		FILTRATION				FLUSHING CYCLE				
	Inlet - Outlet Flange		Filtration Surface		Max. flow		Flow rate		Time	Volume	
	"	mm	cm ²	in ²	m ³ /h	gpm	l/s	gpm	s	l	gal
AZUD LUXON MFH 2400 M/4	4"	100	2400	370	90	396	2.8	44	30	84	22
AZUD LUXON MFH 4800 M/4	4"	100	4800	745	90	396	5.6	89	30	168	44.5
AZUD LUXON MFH 4800 M/6	6"	150	4800	745	170	749	5.6	89	30	168	44.5
AZUD LUXON MFH 7200 M/6	6"	150	7200	1115	170	749	8.4	133	30	252	66.5
AZUD LUXON MFH 7200 M/8	8"	200	7200	1115	300	1321	8.4	133	30	252	66.5
AZUD LUXON MFH 9600 M/8	8"	200	9600	1490	300	1321	11.2	178	30	336	89
AZUD LUXON MFH 9600 M/10	10"	250	9600	1490	451	1986	11.2	178	30	336	89
AZUD LUXON MFH 12000 M/10	10"	250	12000	1860	500	2202	14	222	30	420	111
AZUD LUXON MFH 12000 M/12	12"	300	12000	1860	564	2483	14	222	30	420	111

The flow rate given by filter conditions the frequency of the flushing activation.
Maximum recommended flow rate: 125 micron and water good quality.
Min. flushing pressure: 2.5 bar / 36.3 psi in outlet manifold.
Ask for other filtration grades.



HEAD LOSS 125 micron



Model	DIMENSIONS																WEIGHT					
	L		W		D		B		C		E		T		M		P		Full filter Weight		Empty filter Weight	
	mm	"	mm	"	mm	"	mm	"	mm	"	mm	"	mm	"	mm	"	mm	"	kg	lb	kg	lb
AZUD LUXON MFH 2400 M/4	1160	45.7	625	24.6	675	26.6	360	14.2	263	10.4	460	18.1	300	11.8	685	27.0	860	33.9	179	394	62	137
AZUD LUXON MFH 4800 M/4	1435	56.5	625	24.6	675	26.6	770	30.3	218	8.6	460	18.1	300	11.8	610	24.0	800	31.5	237	523	75	165
AZUD LUXON MFH 4800 M/6	1435	56.5	625	24.6	675	26.6	670	26.4	218	10.6	460	18.1	300	11.8	660	26.0	850	33.5	237	523	75	165
AZUD LUXON MFH 7200 M/6	1710	67.3	625	24.6	675	26.6	900	35.4	288	11.3	460	18.1	300	11.8	685	27.0	1150	45.3	293	645	90	198
AZUD LUXON MFH 7200 M/8	1710	67.3	625	24.6	675	26.6	900	35.4	288	11.3	460	18.1	300	11.8	685	27.0	1150	45.3	299	659	96	212
AZUD LUXON MFH 9600 M/8	1985	78.2	625	24.6	675	26.6	1100	43.3	338	13.3	460	18.1	300	11.8	820	32.3	1460	57.5	438	968	131	289
AZUD LUXON MFH 9600 M/10	1985	78.2	625	24.6	675	26.6	1100	43.3	338	13.3	460	18.1	300	11.8	820	32.3	1460	57.5	438	968	131	289
AZUD LUXON MFH 12000 M/10	2260	89.0	625	24.6	675	26.6	1370	53.9	338	13.3	460	18.1	300	11.8	820	32.3	1740	68.5	457	1007	164	362
AZUD LUXON MFH 12000 M/12	2260	89.0	625	24.6	675	26.6	1370	53.9	338	13.3	460	18.1	300	11.8	820	32.3	1740	68.5	457	1007	164	362

M-P = Minimal recommended distance for maintenance operations.