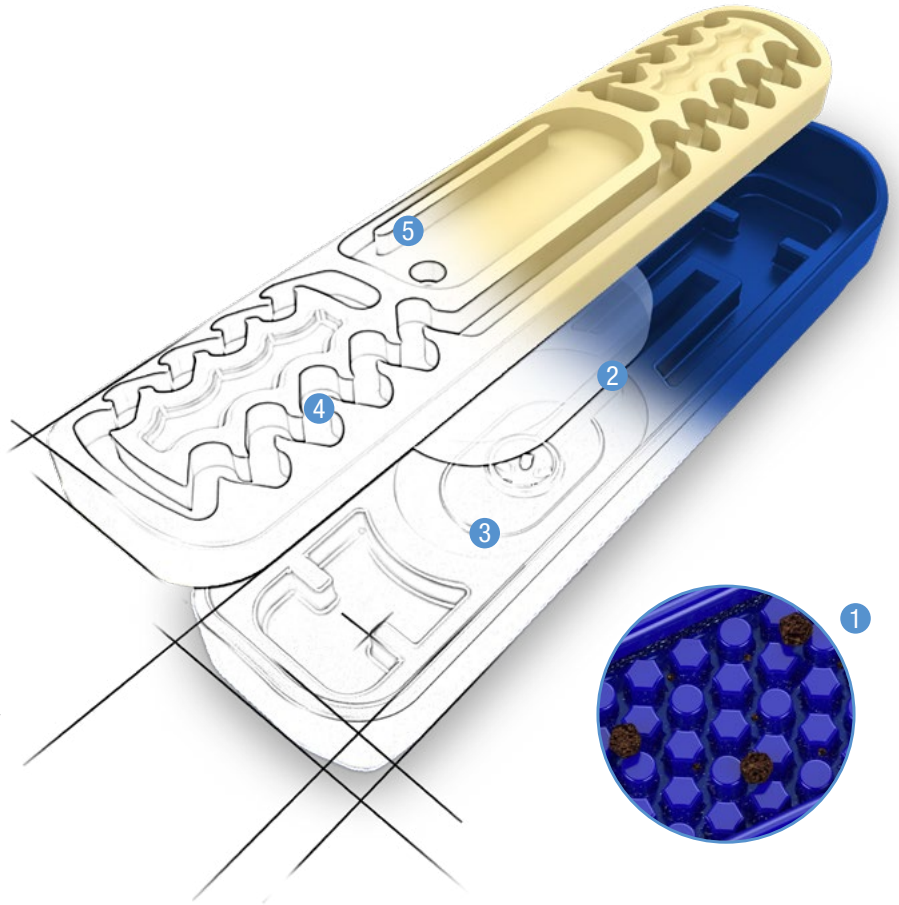


AZUD PREMIER CNL

More precision for your crop.

- 1 Protection H.E.X**
Exclusive triple 3D filtration system.
- 2 Uniformity SILITEC**
Pharmaceutical technology on the dripper's heart, the membrane.
- 3 Durability ELIPSIS**
The best ally to the emitter's heart.
- 4 Anti-clogging DS TECHNOLOGY**
The patented security.
- 5 Anti-Roots PIR**
Experience against the root intrusion.

DSTechnology
Anti-clogging efficiency
Eficacia antiobturante



What it is

AZUD PREMIER is the greatest precision dripline on the market, that complies with ISO 9261 specifications, that guarantees the uniform crop growth under any type of terrain, using fewer resource and totally respectful with the environment.

Its non-drain technology presents itself as the best solution for the pulse irrigation or steep fields, as it holds the water under pressure ready for the following irrigation event.



Applications

- Pulse irrigation.
- Uneven and steep terrains.
- Irrigation of ecologic production crops.
- Irrigation of high-value crops.

Advantages

- **Drippres always protected:**
Self-cleaning H.E.X. filtration system, for a surface and in-depth solid particles retention.
- **Greatest performance & lifespan in your system:**
The ELIPSIS chamber is a specific housing where the membrane is placed, in order to guarantee its maximum performance.
- **Uniform discharge rate guaranteed along the crop lifecycle:**
The elliptical-shaped injected membrane is free-of-movement and dynamic, which guarantees a precision, reliable and durable pressure-compensated operation.
- **Maximum strength against clogging, certified:**
The self-cleaning labyrinth DS Technology is made up by elliptical cavities that prevent solid particles deposits.
- **Higher protection against root intrusion:**
The PIR system consist on a combination of both experience physical protections that hinder the root intrusion.

AZUD PREMIER CNL		AZUD PREMIER CNL 16			AZUD PREMIER CNL 20		
Model		1.6L	2.4L	3.6L	1.6L	2.4L	3.6L
Nominal flow	l/h gph	1.60 0.42	2.35 0.62	3.60 0.95	1.60 0.42	2.35 0.62	3.60 0.95
Inner diameter	mm in	13.9 0.55			17.5 0.69		
Nominal thickness AZUD PREMIER	mm mil	0.9 35	1.0 39	1.1 43	1.1 43		
Nominal thickness AZUD PREMIER RD	mm mil	1.1 43		1.2 47	1.1 43	1.2 47	
Maximum pressure	bar psi	4.0 58			4.0 58		

ISO 9261

Model AZUD PREMIER CNL		Discharge equation AZUD PREMIER $q = K \cdot h^x$		Pressure compensated		Shut off pressure	
Model		q (l/h) - h (mca)	q (gph) - h (psi)	bar	psi	bar	psi
AZUD PREMIER CNL	1.6L	$q = 1.60 \cdot h^0$	$q = 0.42 \cdot h^0$	1.0 - 4.0	14.5 - 58	0.14	2
AZUD PREMIER CNL	2.4L	$q = 2.35 \cdot h^0$	$q = 0.62 \cdot h^0$	1.0 - 4.0	14.5 - 58	0.14	2
AZUD PREMIER CNL	3.6L	$q = 3.60 \cdot h^0$	$q = 0.95 \cdot h^0$	1.0 - 4.0	14.5 - 58	0.14	2


Model AZUD PREMIER CNL								
Nominal diameter		Wall thickness		Standard length of coil		Coils per container HC 40 ft		Coils per truck 81 m ³
(mm)	(in)	(mm)	(mil)	(m)	(feet)	Spacing between emitters		
						< 0.40 m	≥ 0.40 m	
16	0.630	0.90	35	500	1640	384	384	432
16	0.630	1.00	39	500	1640	384	384	432
16	0.630	1.10	43	500	1640	360	360	432
20	0.787	1.10	43	300	984	405	432	486

Model AZUD PREMIER CNL RD									
Nominal diameter		Wall thickness		Standard length of coil		Coils per container HC 40 ft	Coils per truck 81 m ³		
(mm)	(in)	(mm)	(mil)	(m)	(feet)				
16	0.630	1.10	43	400	1312	384	432		
16	0.630	1.20	47	400	1312	384	432		
20	0.787	1.10	43	250	820	384	432		
20	0.787	1.20	47	250	820	384	432		


AZUD PREMIER CNL		Dripline length*																					
		Spacing between emitters*																					
Model		0.20 m		0.25 m		0.30 m		0.33 m		0.40 m		0.50 m		0.60 m		0.75 m		1.00 m		1.25 m		1.50 m	
		(m)	(feet)	(m)	(feet)	(m)	(feet)	(m)	(feet)	(m)	(feet)	(m)	(feet)	(m)	(feet)	(m)	(feet)	(m)	(feet)	(m)	(feet)	(m)	(feet)
16	1.6L	82	269	101	331	120	394	130	427	154	505	188	617	219	719	265	869	335	1099	400	1312	461	1512
	2.4L	64	210	79	259	93	305	101	331	120	394	146	479	171	561	206	676	261	856	312	1024	359	1178
	3.6L	48	157	59	194	70	230	77	253	91	299	110	361	129	423	156	512	197	646	237	778	272	892
20	1.6L	159	522	192	630	223	732	241	791	282	925	335	1099	385	1263	455	1493	561	1841	658	2159	747	2451
	2.4L	124	407	149	489	174	571	188	617	219	719	261	856	300	984	355	1165	438	1437	514	1686	584	1916
	3.6L	94	308	113	371	132	433	142	466	166	545	198	650	228	748	270	886	332	1089	390	1280	444	1457

*Slope: 0%
 *Inlet pressure 3 bar / 44 psi.
 *Minimum pressure in the last dripper of the lateral: 1.0 bar / 14.5 psi
 It is recommended to design the installation with lateral lengths shorter than 800 meters / 2.625 feet.
 For other lateral lengths please, check AZIS, our software of hydraulic calculation in www.azud.com.


SAFETY FITTINGS




STRAIGHT CONNECTOR



PVC OFFTAKE CONNECTOR WITH GROMMET



DRIPLINE VALVE



TEE - CONNECTOR

WE ONLY RECOMMEND ACCESSORIES OFFICIALLY AUTHORISED BY AZUD, CHECK AZUD FIT RANGE